

State of the Art Web Mapping With TileMill

Justin Miller • MapBox

justin@mapbox.com • [@incanus77](https://twitter.com/incanus77)



About

- MapBox
- Me
- TileMill
- This workshop

Download & Install

- <http://mapbox.com/tilemill>
- Cross-platform
 - Windows XP & up
 - Mac OS X 10.6 & up
 - Ubuntu Linux 10.04 & up

Signup To Publish


- <http://tiles.mapbox.com/signup>
- Free to signup & no billing details
- Up to 3,000 map views per month
 - 1 map view = 15 tiles

Authenticate TileMill

TileMill
Version 0.10.1 (v0.10.1)
Copyright MapBox 2012. Made by Development Seed.

Application settings

Documents
Local file path to TileMill projects & exports.

MapBox 
Upload maps to this account.

HTTP Proxy
HTTP proxy to be used when connecting to the Internet.

System profile Report system profile anonymously.
Help the TileMill development team by reporting your system profile:
MacBookPro5,2 / 2x2.7GHz
8.0GB RAM / darwin / TileMill 0.10.1

Logging Use verbose logging
Check this to see more output in your logs about what TileMill processes are doing

Break

Supported Formats

- Esri Shapefile
- GeoTIFF
- PostGIS
- SQLite
- CSV
- KML
- GeoJSON

CartoCSS is Code

```
#borders {  
  line-color: #fff;  
  line-width: 3;  
}
```


Symbolizers

- Line (for lines & polygons)
- Polygon (for polygons)
- Point (for points)
- Text (for points, lines, and polygons)
- Shield (for points & lines)
- Line Pattern (for lines & polygons)
- Polygon Pattern (for polygons)
- Raster (for rasters)
- Markers (for points, lines, & polygons)
- Buildings

Commenting Code

- Surround code with `/*` and `*/`
 - Works for multiple lines, too
- Preface code with `//`
 - Works for single lines only

Using Variables

- Variables for features

```
@water: #000;
```

- Variables for scale or zoom

```
@z1: 1.5;
```

Support

- Web-based forums
 - <http://support.mapbox.com>
- Internet Relay Chat (IRC)
 - `irc.freenode.net #mapbox`

Break

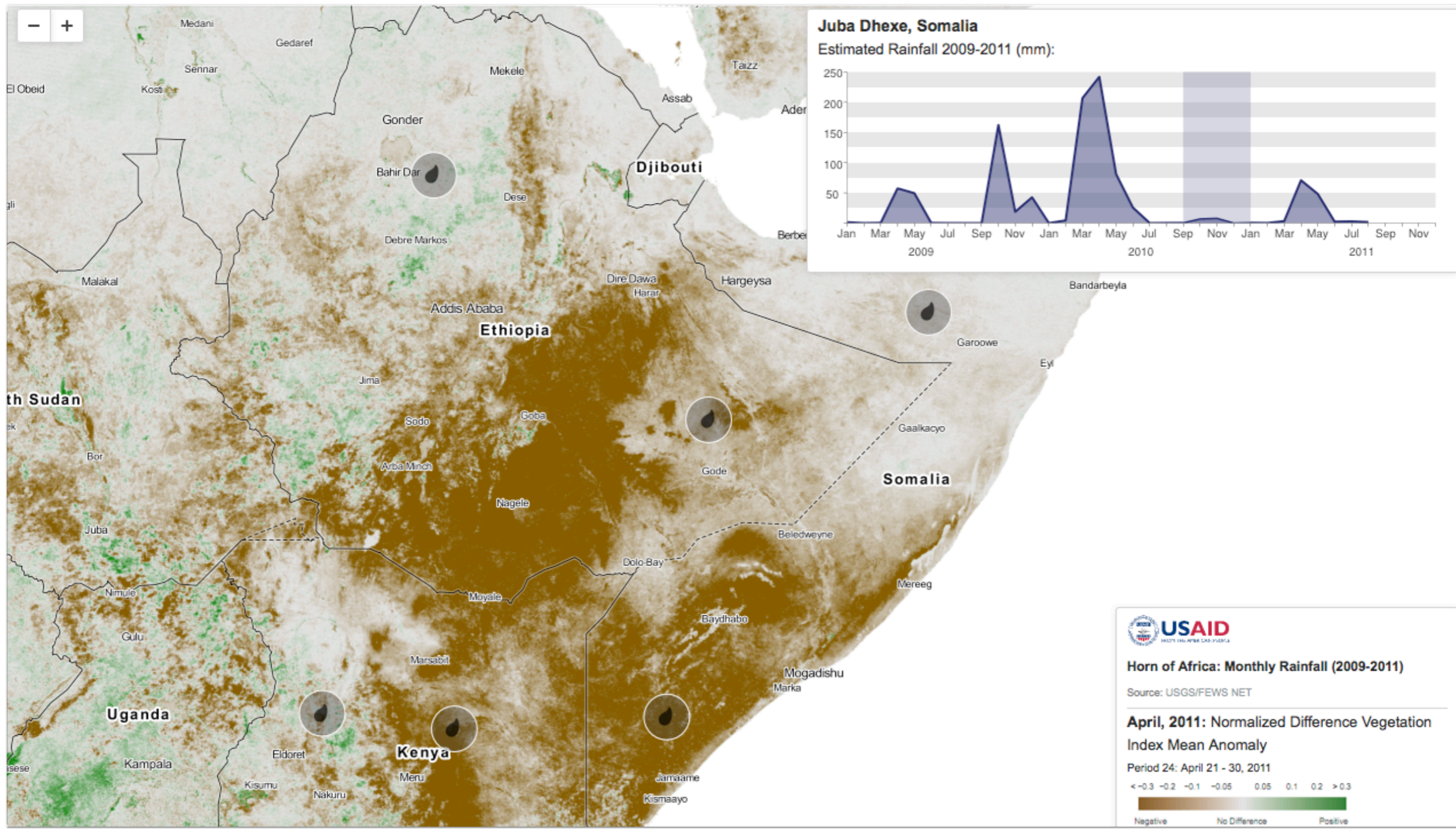
Maki

- Free POI icon set
- Open source
- <http://mapbox.com/maki>



Gallery

- <http://mapbox.com/tilemill/gallery>
- All made with TileMill
- Live & usable

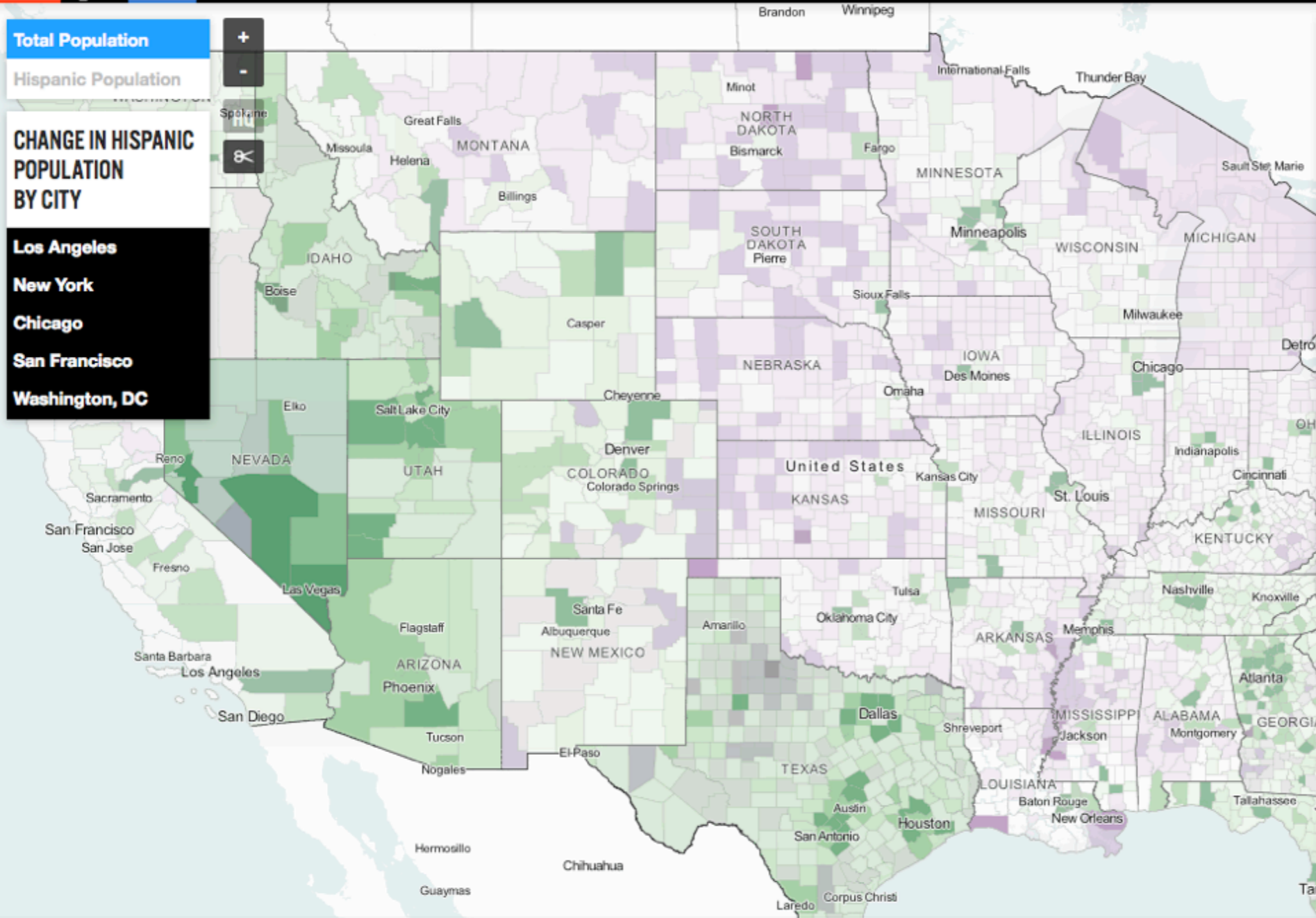




- Total Population +
- Hispanic Population -

CHANGE IN HISPANIC POPULATION BY CITY

- Los Angeles
- New York
- Chicago
- San Francisco
- Washington, DC

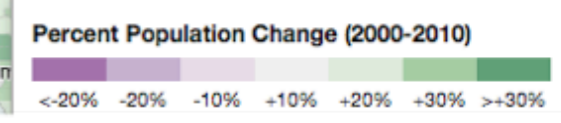


Michigan

Population: 9,883,640
 Change from 2000-2010: **-.55%**
 Regional Average: + 5.12%
 National Average: + 9.77%

Group	Share of Pop	Change
Am Indian/Alaskan		6.03%
Asian		34.95%
Black		-.88%
Hawaii/Oth Pacific		- 3.27%
Other		13.49%
White		- 2.05%
2 or More		19.70%
Hispanic		34.73%
Non-Hispanic		- 1.74%

Legend: 2000 (light grey), 2010 (dark grey)



For More Info

- <http://mapbox.com/tilemill>
- <http://support.mapbox.com>
- `irc.freenode.net #mapbox`
- `justin@mapbox.com`

